








# Tubing Cutters

## TUBING CUTTER SELECTION

Pipe Cutter	Image	Page No.	Diameter	Material / Diameter			
				Steel / Stainless	Copper	Aluminum	Plastic/PVC
Close Quarters Tubing Cutters		3.14	1/4" - 1 1/8"	●	●	●	
2-in-1 Close Quarters AUTOFEED™ Cutter		3.15	1/4" - 1 1/8"	●	●	●	
Constant Swing Tubing Cutters		3.15	1/8" - 1 3/8"	●	●	●	
Enclosed Feed Tubing Cutters		3.16	1/4" - 2 3/8"	●	●	●	
Quick-Acting Tubing Cutters		3.16	1/4" - 6 5/8"	●	●	●	●
Screw Feed Tubing Cutters		3.17	1/8" - 3 1/8"	●	●	●	
Internal Tubing Cutters		3.17	2-4	●	●	●	●
Stainless Steel Duty Tubing Cutters		3.17	3/16" - 2 5/8"	●	●	●	
Plastic Pipe Cutters		3.19-3.21	1/8" - 1 7/8"				●



### CLOSE QUARTERS TUBING CUTTERS

- Specifically designed for use in restricted spaces on small diameter, hard and soft copper, aluminum, brass and plastic tubing.
- Rollers include grooves for close-to-flare cuts on models 101, 101J and 118.
- Strong, lightweight slide and wheel housing, and large knurled feed screw knob give easy control of cutting pressure for clean cuts.
- Models 117 and 118 include a self-feeding AUTOFEED® cutter wheel that automatically cuts after tightening the knob only once.
- Models 101, 117 and 118 feature a special knob for easier tightening of the feedscrew.
- Model 101-ML is for multilayer tubing in only.

Catalog No.	Model No.	Description	Std. Wheel	Capacity		Weight		Std. Pack
				in.	mm	lb.	kg	
40617	101	Close Quarters Cutter	E-3469	1/4 - 1 1/8	6 - 28	1/2	0.23	6
21938	101ML		E-2155	1/4 - 1 1/8	6 - 28	1/3	0.15	1
32975	103		E-3469	1/8 - 5/8	3 - 16			6
32985	104		E-3469	3/16 - 15/16	5 - 24	1/3	0.15	6
97787	117	Close Quarters AUTOFEED Cutter	E-3469	3/16 - 15/16	5 - 24			12
86127	118	Close Quarters AUTOFEED Cutter Only	E-3469	1/4 - 1 1/8	6 - 28	5/8	0.26	6
32933	—	Ratchet Handle		-	-			NA

Models 117 and 118 include a self-feeding cutter wheel that automatically cuts after tightening the knob only once (AUTOFEED).  
 \*Models 101 and 118 include spare cutter wheel in knob.

### (TOOLTIP)

For best cutting results, change the cutter's wheel pin at least once for every two cutter wheel replacements.

## Tubing Cutters



### 2-IN-1 CLOSE QUARTERS AUTOFEED® CUTTER

- The RIDGID® Model 118 Close Quarters with AUTOFEED® operation is available with a ratchet handle to allow for easier cutting in tight, restricted spaces. With its rugged and compact design, the handle can be attached to the cutter and operated in ratchet steps as small as 10 degrees. This allows for fine indexing of the cutter to operate in tight spaces. The new ratchet handle allows more flexibility and mobility while keeping the AUTOFEED® features of the model 118 Cutter, which is designed to cut hard and soft copper, aluminum and brass.
- Featuring the 2-in-1 Close Quarters Cutter where the cutter can be used alone or with the ratchet handle, a light and ergonomic accessory to help use the cutter in tight and restricted spaces.
- Easy to use in hard-to-reach areas because the knob only needs to be tightened once.
- Adjustable to any size from 1/4" – 1 1/8" (6-28 mm) OD.
- Tubing cutter comes with a spare E-3469 Cutter Wheel in knob.
- New football-shaped knob in the cutter.
- Ratchet handle also compatible with Model 101 tubing cutter.

Catalog No.	Model No.	Description	Capacity		Weight		Std. Pack
			in.	mm	lb.	kg	
32573	118	2-In-1 Close Quarters Quick-Feed Cutter with Ratchet Handle	1/4 - 1 1/8	6 - 28	1 1/16	0.48	1
86127		Close Quarters AUTOFEED Cutter Only	1/4 - 1 1/8	6 - 28	5/8	0.26	6
32933	-	Ratchet Handle	-	-	-	-	1

*Models 117 and 118 include a self-feeding cutter wheel that automatically cuts after tightening the knob only once (AUTOFEED).  
\*Models 101 and 118 include spare cutter wheel in knob.*

### CONSTANT SWING TUBING CUTTERS

- Features an enclosed feed screw to eliminate clogging and jamming, grooved rollers for close-to-flare cuts, and a fold-away reamer.
- X-CEL® Knob cuts tubing more quickly and easily with our larger, more ergonomic designs.
- X-CEL Wheel Pin – changes your cutter wheel quickly using a new ball detent design...no tool needed...no lost clips!
- Spare cutter wheel included in the knob.
- Made from high-strength zinc alloy.
- Cuts copper, brass, and aluminum tubing and thin-wall conduit.

Catalog No.	Model No.	Description	Std. Wheel	Capacity		Weight		Std. Pack
				in.	mm	lb.	kg	
31622	150	Constant Swing Cutter	E-3469	1/8 - 1 1/8	3 - 28	1	0.44	6
31627		Above w/H-D Wheel(s)	E-4546					
66737	150-L	Constant Swing Cutter	E-3469					
66742	150-LS	Above with Heavy Duty Wheel	E-4546					




# Tubing Cutters

**NEW**

Model 57008



Model 57013



**(TOOLTIP)**

For best cutting results, change the cutter's wheel pin at least once for every two cutter wheel replacements.

## C-STYLE CLOSE QUARTERS COPPER TUBING CUTTERS

- Cut 1/2 and 3/4 tubing with one cutter with quick change feature.
- Snap-on feature for a quick pipe connection.
- Spring loaded cutter wheel provides a constant pressure on pipe.
- RIDGID's X-CEL® Wheel Pin for quick wheel replacement. No tools required.



Catalog No.	Model No.	Description	Capacity		Weight		Std. Pack
			in.	mm	lb.	kg	
57008	C-Cutter	1/2" - 3/4" C-Style Copper Tubing Cutter	1/2 - 3/4	13 - 19	0.51	1.12	1
57013		1" C-Style Copper Tubing Cutter	1	25	0.46	1.01	
57028	E-3410	E-3410 Replacement Wheel	-	-	-	-	



## Tubing Cutters



### ENCLOSED FEED TUBING CUTTERS

- Features an enclosed feed screw to eliminate clogging and jamming.
- X-CEL® Knob cuts tubing more quickly and easily with a larger, more ergonomic design.
- X-CEL Wheel Pin changes your cutter wheel quickly using a new ball detent design...no tool needed... no lost clips!
- Grooved rollers for close-to-flare cuts.
- Spare cutter wheel included in the knob.
- Fold-away reamer.
- Made from high-strength zinc alloy.
- Cuts hard / soft copper, aluminum, brass and multilayer tubes.

Catalog No.	Model No.	Description	Std. Wheel	Capacity		Weight		Std. Pack
				in.	mm	lb.	kg	
33055	205	Ratcheting Encl. Feed Cutter	E-3469	1/4 - 2 3/8	6 - 60	2	0.91	1
33070	205S	Above with Heavy Duty Wheel	E-4546	1/4 - 2 3/8	6 - 60			

\*33070 is suitable for Stainless Steel.



### QUICK-ACTING TUBING CUTTERS

- Models 151-156 feature a quick-acting design, I-beam construction, hardened wear surfaces and thrust bearing slide assemblies for smooth operation.
- X-CEL® Knob cuts tubing more quickly and easily with a larger, more ergonomic designs.
- X-CEL Wheel Pin changes your cutter wheel quickly using a new ball detent design... no tool needed... no lost clips!
- Available in models for plastic pipe or metallic tubing.
- Models 151 and 152 feature fold-away reamers.
- Model 151-ML is suitable for cutting multilayer tubing.

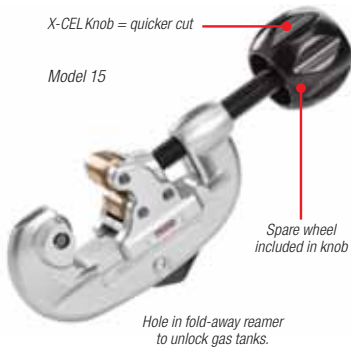
Catalog No.	Model No.	Description	Std. Wheel	Capacity		Weight		Std. Pack
				in.	mm	lb.	kg	
31632	151	Quick-Acting Cutter	E-3469	1/4 - 1 5/8	6 - 42			
31637	151-P	Above w/Wheel For Plastic	E-2155	1/8 - 1 1/4	10 - 40	1 1/4	0.56	6
66747	151-ML	Quick-Acting Tubing Cutter	E-545	1/8 - 1 1/2	3 - 40	1	0.5	1
32078	151 CSST	Quick Acting CSST Cutter	E-4546	3/8 - 1	10 - 25	1 1/10		6
31642	152	Quick-Acting Cutter	E-3469	1/4 - 2 5/8	6 - 66			
31647	152-P	Above w/Wheel For Plastic	E-2155	1/4 - 2	10 - 63	2	0.92	
36597	153	Quick-Acting Cutter	E-3469	1 1/4 - 3 1/2	32 - 90			
36592	153-P	Above w/Wheel For Plastic	E-2155	1 - 3	25 - 75			
31652	154	Quick-Acting Cutter	E-2558	1 7/8 - 4 1/2	48 - 116	3 7/8	1.72	1
31657	154-P	Above w/Wheel For Plastic	E-2156	1 1/2 - 4	50 - 110			
31662	156	Quick-Acting Cutter	E-2558	4 - 6 5/8	100 - 170	5	2.23	
31667	156-P	Above w/Wheel For Plastic	E-2157	4 - 6	110 - 160			

\* Nominal plastic pipe size.

### RIDGID® QUICK-ACTING PLASTIC CUTTER MODELS ARE EQUIPPED TO EASILY CONVERT TO CUT COPPER OR OTHER METALLIC TUBING.

1. Remove spare copper cutting wheel from knob.
2. Reverse knob position so that the "Cu" notation is visible inside the knob.
3. Screw knob back on to handle.
4. Using the X-CEL Wheel Pin, you can quickly replace the existing plastic cutting wheel with the copper cutting wheel. You're now ready to cut copper, aluminum, and brass tubing.
5. When you wish to revert to plastic cutting, follow the same instructions but make sure to reposition knob so that "PE" and "PVC" notations are visible inside knob.

# Tubing Cutters



## SCREW FEED TUBING CUTTERS

- Clean, square cuts are easily made on copper, brass, aluminum and thin-wall steel.
- X-CEL® Knob cuts tubing more quickly and easily with a larger, more ergonomic designs.
- Models 10, 15 and 20 feature a convenient fold-away reamer.

Catalog No.	Model No.	Description	Std. Wheel	Capacity		Weight		Std. Pack	
				in.	mm	lb.	kg		
32910	10	Tubing and Conduit Cutter	F-158	1/8 - 1	3 - 25	7/8	0.4	6	
32915		Above w/H-D Wheel	E-1240	1/8 - 1	3 - 25				
32920	15	Tubing and Conduit Cutter	F-158	3/16 - 1 1/8	5 - 28	1/2	0.68		
32925		Above w/H-D Wheel	E-1240	3/16 - 1 1/8	5 - 28				
32930	20	Tubing and Conduit Cutter	F-158	5/8 - 2 1/8	16 - 54	1 3/4	0.79		1
32935		Above w/H-D Wheel	E-1240	5/8 - 2 1/8	16 - 54				
32940	30	Tubing and Conduit Cutter	E-2558	1 - 3 1/8	25 - 79	3 1/2	1.6		
32950		Above w/H-D Wheel (for steel)	E-2191	1 - 3 1/8	25 - 79				



## STAINLESS STEEL TUBING CUTTERS

- These tubing cutters have been designed for optimized performance on Stainless Steel tube.
- A contoured frame allows for easy alignment while adjusting the cutter to make a cut.
- Ergonomic knob allows for easy adjustments.
- Now includes X-CEL® Knob for quicker cutting.
- Six individual bearings in the 15-SI and 35S and 12 in the 65S replace traditional rollers. The bearings create a smoother cut, and allow for increased speed around the tube.
- Specially designed Stainless Steel cutter wheel in 35S and 65S contains bearings in the hub, to decrease drag around the tube for a smoother cut.

Catalog No.	Model No.	Description	Std. Wheel	Capacity		Weight		Std. Pack	
				in.	mm	lb.	kg		
97212	15-SI	Stainless Steel Tubing & Conduit Cutter	E-1525	3/16 - 1 1/8	5.0 - 28.0	1 1/2	0.68	1	
29963	35S	Stainless Steel Tubing Cutter	E-635	1/4 - 1 3/8	6.0 - 35.0	7/8	0.4		
31803	65S	Stainless Steel Quick-Acting Tubing Cutter	E-635	1/4 - 2 5/8	6.0 - 67.0	1 1/2	0.68		
32078	151 CSST	Quick Acting CSST Cutter	E-4546	3/8 - 1	10.0 - 25.0	1 1/10	0.5		6
29973	E635	Stainless Steel Cutter Wheel with Bearings	-	-	-	1/32	0.01		1



## INTERNAL TUBING CUTTERS

- For trimming tubing below floor level for shower/floor drain installations, or above the ceiling for sprinkler head installations.
- Model 106 features a tool steel and aluminum body while 108 and 109P have cast iron bodies.
- Each model features hardened steel rollers and cutter wheels.
- Model 109P is equipped to cut PVC or ABS plastic.

Catalog No.	Model No.	Description	Std. Wheel	Capacity		Weight		Std. Pack
				in.	mm	lb.	kg	
33005	106	Internal Cutter	E-2558	2 - 3	50 - 75	2 3/8	1.1	1
83240	108		E-2558	1 1/4 - 2	32 - 50	2	0.9	
83290	109	2-Handle Internal Cutter	E-2558	2 1/2 - 4	60 - 100	4	1.8	
83295	109-P	Above w/Wheel for Plastic	E-5299	2 1/4 - 4	60 - 100			

# Tubing Cutter Replacement Wheels

Always use genuine RIDGID® Cutter Wheels. These wheels are precision-machined from high-grade steel and are engineered for long life and maximum cutting accuracy.



Tubing Cutters (Original Product)				Catalog No.																					Model No.																					Application/Material
Catalog No.	Model No.	Std. Pack	Blade Exp.	10	15	15-SI	35S	65S	CSST	20	30	101/118	103/104/117	106	108	109	109P	150	151	151-P	152	152-P	153	153-P	154	154-P	156	156-P	205	122	122XL	C34	C10													
33210	E-702	1	.500																																Heavy Wall PVC, ABS											
33165	E-1240	12	.162	▲	▲	▲				▲																									Steel – SS											
33200	E-1740	1	.147									▲	▲					▲		▲		▲		▲										Soft Flexible Pipe												
74720	E-2155	1	.286																		●		●		●									PE, PB, PP, Std. & Heavy Wall												
74730	E-2156	1	.412																								●		▲					PE, PB, PP, Std. & Heavy Wall												
74735	E-2157	1	.500																								▲		●					PE, PB, PP, Std. & Heavy Wall												
33175	E-2191	6	.292								▲															▲		▲			●	▲		Steel Tubing												
33170	E-2558	6	.220								●				●	●	▲									●		●						Aluminum & Copper												
83235	E-2880	1	.747											▲	▲												▲		▲					PE, PB, PP, Std. & Heavy Wall												
33205	E-2990	1	.112	▲	▲					▲																								Steel, Aluminum & Copper												
33185	E-3469	12	.149									●	●					●	●		●		●						●				Aluminum & Copper													
34695	E-3495	1	.290																											▲				Aluminum												
33190	E-4546	6	.120						●									▲	▲		▲		▲						▲					Steel – SS												
33195	E-5272	6	.290																																PVC, ABS, Std. Wall											
33180	E-5299	6	.412											▲	▲		●											▲		▲					PVC, ABS, Std. Wall											
33160	F-158	12	.149	●	●					●																									Aluminum & Copper											
88260	E-10279	1	.185																									▲		▲					Thin-Wall PVC											
96397	E-1525	1	.120				●																												Stainless Steel											
33551	122SS	1	.292																													▲	●		Stainless Steel											
29973	E-635	1	.120					●	●																										Stainless Steel											
33190	E-4546	1	.120						●																										Stainless Steel											
57028	E-3410	1	.142																														●	●	Copper											

● Denotes Cutter Wheels furnished with original product. ▲ Denotes alternate Cutter Wheel.