

# WATER SERVICES TOOLS & MACHINES

SECTION

3

Feed Tap™ Drilling Machines **NEW**

Direct Tapping Machine

Drilling Machines

Combination Drilling/Tapping Machines

PVC/PE Drilling Machines

Power Units for Tapping/Drilling

PE Water Service Shut-Off Tool

Standing Shut-Off Tool

Copper Shut-Off Tools

Flare Tools

Rerounding Tools

Brass Hammer

Round It® Straightener/Rerounders

Fiberglass Probe Rod

Meter Pit Pump

Manhole Hooks

Drill-Powered Hydrostatic Test Pump

Electric Hydrostatic Test Pumps

Hydrostatic Test Pumps

Valve & Curb Keys **NEW**

Ratcheting Valve Keys

Valve Operators **NEW**

Meter Box & Curb Box Lid Keys

Make easy work of drilling jobs by adding a Reed power drive to a tapping or drilling machine. Reed's lightweight 601PD Power Drive pairs well with the DM2100 Drilling Machine for installing corporation stops on water mains.

Distributor: Arizona Tools Company, KOLKATA (WB) INDIA

Cell: +91 9830030618, 9038081456 Email: [info@aztc.in](mailto:info@aztc.in)

**ONLINE VIDEO TRAINING**

**BEST EVER!**

FT2000UNIV



## FEED TAP™ DRILLING MACHINES

### FEATURES

- Superior performance and life of the carbide-tipped Heavy-Duty Shell Cutters on cast and ductile iron.
- Preferred tool for PVC and PE taps using manual power and PL Series Shell Cutters.
- Coupon Retaining Pilot Drill Bit with proven technology provides consistent results.
- All units are shipped in an impact-resistant, compact case.

Reed's Feed Tap™ drills through PVC, PE, cast iron and ductile iron while under pressure. The compact design, featuring a separate feed for advancing the heavy-duty shell cutter into the pipe, allows the user to easily complete the tap using an electric or cordless drill, right angle drill for cast and ductile iron, or even a 7/16" wrench (drill/wrench not included) with manual power for plastics. The independent feed control advances the shell cutter for tapping PVC pipe as recommended by Uni-Bell PVC Pipe Association. The FTB Feed Tap consists of the base unit which allows the user to purchase shell cutters and corporation adapters separately, as needed. A complete kit is sold as FT2000UNIV. The kit contains both a coupon retaining drill bit, CRPD25 and two sets of coupon retaining magnets. Plastic Pipe only FTP2000UNIV is used for manual drilling operations with Reed's proven PVC/PE Shell Cutters. The FTP2000UNIV comes complete with all corporation adapters, shell cutters, adapters and a ratchet wrench with socket to cover ¾" to 2" services in PVC and PE. Each machine ships with a sturdy carrying case.



FT2000UNIV on Ductile Iron

Works great with electric or cordless drills.



FTSC875

★ FTBB NEW

\*GROSS WEIGHT includes all components plus packaging.  
NOTE: Feed Tap™ is designed to be used with corporation stops and bronze gate valves up to 2". To tap through a 2" iron body gate valve, one 1" NPT female x 2" NPT male bushing is REQUIRED. Feed Tap™ not to be used on gas lines.  
MECHANICAL HOT TAPPING MACHINE ON P. 79 is recommended for steel pipe.

### ACCESSORIES

#### CORPORATION ADAPTERS

Catalog No.	Item Code	Description	Weight	
			lbs	kg
FT75CC110	09170	¾" AWWA and 110 Comp	.60	.27
FT100CC110	09171	1" AWWA and 110 Comp	.55	.25
FT150	09172	1 ½" AWWA	1.20	.55
FT200	09174	2" AWWA	1.40	.64
FT150110	09173	1 ½" 110 Comp	1.35	.61
FT200110	09175	2" 110 Comp	1.40	.64
DMCA100IPS*	98499	1" IPS	.80	.40
FT75NPT	99117	¾" NPT	.45	.20
FT100NPT	99118	1" NPT	.45	.20
FT150NPT	99109	1 ½" NPT	.80	.36
FT200NPT	99112	2" NPT	.80	.36

\*Requires #09171 adapter.  
NOTE: No BSPT adapters available.

#### HEAVY-DUTY SHELL CUTTERS

Cut up to 2" deep and fit most standard arbors and competitive machines. Recommended for cast and ductile iron. The attachment thread is ½ - 20. Each tooth has carbide inserts which long outlast bi-metal teeth.

Catalog No.	Item Code	Shell Cutter Size Inches*	Nom. Corp. Size in*	Weight	
				lbs	kg
FTSC688	99132	11/16"	¾"	.09	.04
FTSC875	99134	7/8"	1"	.15	.07
FTSC1438	99137	1 7/16"	1 ½"	.41	.19
FTSC1750	99138	1 ¾"	2"	.57	.26

\*Check manufacturer's fitting specifications for proper hole diameter.

#### MISCELLANEOUS

Catalog No.	Item Code	Description
FTPLAA	04423	Adapter used with 1 ½" & 2" PVC/PE Shell Cutters
DMP716	04428	Ratchet Wrench
L716	04429	7/16" Socket
FTAA	09113	Arbor Assembly used with 1 7/16" & 1 ¾" FTSC Shell Cutters
FTPSAA	94198	Adapter used with ¾" & 1" PVC/PE Shell Cutters
CRPD25	99129	¼" diameter Carbide Tipped Coupon Retaining Drill Bit

TAPPING COMPOUND ON P. 39  
PVC/PE "PL SERIES" SHELL CUTTERS ON P. 43 recommended for PVC and PE

Manual Feed Control

FTP2000UNIV on C900 PVC

Independent, controlled feed makes this the preferred tool for PVC taps.



FTPSAA & PL688 attaching to coupling nut

PL688

FTPSAA

FTAA

CRPD25



## DIRECT TAPPING MACHINE †

### FEATURES

- Drill and tap water mains while they remain **under pressure**.
- **Lightweight yet strong**, corrosion-resistant aluminum frames are easy to carry and set-up.
- **Modular design** allows fast and simple conversion to drilling machine.

Reed's Direct Tapping Machine is used to drill and tap water mains while under pressure, then to install 3/4" or 1" corporation stops in a 2-step operation. It covers a range of 4" - 48" cast or ductile iron and C900 PVC with the use of saddles and chain extensions (saddles sold separate). The **TM1100** tapping machine features a flip clamp feed system. Anodized and epoxy-painted aluminum frames provide a lightweight yet sturdy machine for tough in-ditch applications. The swing valve allows easy change-out from drill tap to corporation insertion tool without main shutdown. Tapping machine uses Reed DT series drill taps.

Catalog No.	Item Code	Size Inches	Pipe Diameter		Gross Weight*	
			in-nom.	actual O.D. mm	lbs	kg
TM1100	09300	3/4 - 1	4 - 48	100 - 1300	101.8	46.3

\*GROSS WEIGHT includes all components, box and packaging. TM1100 unit alone weighs 40.4 lbs / 21 kg  
SMOOTH JAW WRENCHES ON P. 77

† Spec Booklet available #01071



ONLINE VIDEO  
TRAINING

TM1100



TM1100  
in use



## ACCESSORIES

### DRILL TAPS

**DT75** and **DT100** drill taps perform fast with six cutting edges for clean threads and leakproof connections. Have a sharper point for easiest starting. The unique three-flute design of **DT75P** and **DT100P** drill taps bore into the pipe with less effort than other drill tap designs and ensures that the coupon and cuttings are retained. This saves the operator time and effort because there is less clean-up.

Catalog No.	Item Code	Drill Size Inches	Thread*	Pipe Material	Weight	
					lbs	kg
DT75*	04390	3/4	CC	Cast/Ductile	1.1	0.5
DT100	04391	1	CC	Cast/Ductile	1.3	0.6
DT75P	04396	3/4	CC	C900 PVC	1.0	0.5
DT100P	04397	1	CC	C900 PVC	1.4	0.6

\*AWWA Approved for Tapping Contest.

\*Drill taps with NPT and BSPT threads not available.



DT75

### ✓ WHY REED?

The unique three-flute design of DT75P/DT100P bores into the pipe with less effort than other drill tap designs and ensures that the coupon and cuttings are retained.

### ✓ WHY REED?

DT75 has been used by the AWWA Tapping Competition winning teams for over 25 years!

### TAPPING SADDLES\*

Catalog No.	Item Code	Description
TS4	98442	4" Saddle
TS6	98439	6" Saddle
TS8	98440	8" Saddle
TS10	98441	10" Saddle
TS12	98438	12" Saddle
TS16	98443	16" Saddle
TS18	98444	18" Saddle
TS20	98445	20" Saddle
TS24	98446	24" Saddle
TS36	98447	36" Saddle
TS42	98448	42" Saddle
TS48	98449	48" Saddle

\*Also fit Mueller® machines.

### TAPPING COMPOUND

Choose from a thick, spreadable compound or a thinner grease to squeeze onto the work area.

Catalog No.	Item Code	Description
TMTC	98425	16 oz. (.45 kg) Resealable Can
★ <b>TMTC6</b>	99140	6 oz. (170 g) Squeezeable Bottle

★ **NEW**




TS6



DT75P

### ✓ WHY REED?

Food-grade compound that **does not** contaminate water, making this compound environmentally friendly.



Flip  
Clamp

### ✓ WHY REED?

Reed's Tapping Machine is a better value than the competition and is made in the USA. TM1100 ships with all necessary parts, including the corp insertion tools. Plus, by ordering the saddles and drill taps separately, one only needs to purchase the right sizes for the job. Additionally, the Direct Tapping Machine can be converted to a drilling machine for up to 2" saddle taps, thus saving money over the purchase of an additional machine.†



TMTC




Distributor: Arizona Tools Company, KOLKATA (WB) INDIA

Cell: +91 9830030618, 9038081456 Email: info@aztc.in



DM2100

† Spec Booklet available #01071



Star Feed Handle

In use on PE water main



D688

PL1438



NOTE: For shell cutters and hole cutters, attachment thread is 5/8 - 18.

Slot for Easy Coupon Removal



HDHS1438

## DRILLING MACHINES†

### FEATURES

- Drilling Machines have a **flip clamp feed** mechanism requiring little adjustment.
- These machines are more compact, thus requiring less clearance than competitors'.
- **Modular design** allows fast and simple conversion to a Direct Tapping Machine.

Drilling Machines cut or drill through the pipe wall of cast iron, ductile iron, C900 PVC and PE water mains via the corporation stop inserted into the service saddle while under pressure. They use Reed D series drill bits or hole cutters. The **DM2100B** drilling machine consists of the base unit, which allows the customer to purchase separately individual corporation adapters, drill or hole cutter adapters, along with necessary drills or hole cutters. With shell cutters and necessary adapters, these units can also be used on C900 PVC pipe. **DM2100110** drilling machine is for use with Mueller® 110 compression corporation stops. **DM2100CCNPT** is a combination of 3/4" and 1" AWWA CC thread and 1 1/2" and 2" NPT thread adapters. **DM2100UNIVERSAL** drilling machine has the base and accessories to work for AWWA and NPT threads up to 2".

Catalog No.	Item Code	Size	Gross Weight**	
			lbs	kg
DM2100B	09301	DM2100 Base Machine	49.5	22.5
DM1100	09302	3/4 - 1	53.0	24.1
DM1100NPT	09305	3/4 - 1 NPT	53.0	24.1
DM1100BSPT	09307	1/2 - 1 BSPT	53.0	24.1
DM2100BSPT	09308	3/4 - 2 BSPT	55.5	25.2
DM2100	09312	3/4 - 2	55.5	25.2
DM2100NPT*	09315	3/4 - 2 NPT	55.5	25.2
DM2100110*	09317	3/4 - 2 110 Compression	55.5	25.2
DM2100CCNPT	09318	3/4 - 1 AWWA 1 1/2 - 2 NPT	55.5	25.2
DM2100UNIVERSAL	09321	3/4 - 2 AWWA & NPT	60.0	27.3

\*Extended boring bar (#99390) needed for 2" iron body gate valves.

\*\*GROSS WEIGHT includes all components plus packaging. Drilling Machine unit alone weighs 13.3 lbs / 6.0 kg

Drilling Machines **not** to be used on gas lines.  
SMOOTH JAW WRENCHES ON P. 77

## ACCESSORIES SELECTION CHART ON P. 41

### D SERIES DRILL BITS

Drill bits are designed for use with Reed drilling machines and Mueller® E5/D5 only; both of which use saddles. These spiral drills are made from strong, high-speed steel, and are heat-treated for longer life. They are black oxide coated for corrosion resistance, and are much easier cutting than other drills as the spiral motion clears chips away from the cut. Recommended for cast iron and cement-lined ductile iron.

Catalog No.	Item Code	Drill Size in	Nom. Corp. Size in*	Weight	
				lbs	kg
D688	04380	1 1/16	3/4"	0.3	0.1
D875	04381	7/8	1"	0.5	0.2
D938	04382	15/16	1"	0.6	0.3

\*Check manufacturer's fitting specifications for proper hole diameter.

### PVC/PE SHELL CUTTERS\*

Shells cut through service saddles on PVC and PE. They also fit Mueller PL-2® machines.

Catalog No.	Item Code	Shell Size in.	Nom. Corp. Size in.**	Weight	
				lbs	kg
PL688	04385	1 1/16	3/4"	0.2	0.1
PL875	04386	7/8	1"	0.2	0.1
PL1438	04387	1 7/16	1 1/2"	0.5	0.2
PL1750	04392	1 3/4	2"	0.7	0.3

\*See P. 43 for more details.

\*\*Check manufacturer's fitting specifications for proper hole diameter.

### HEAVY-DUTY CARBIDE-TIPPED HOLE CUTTERS

For use with Reed DM2100 Series Drilling Machines, these cutters provide more cuts into mains than standard hole cutters. Thicker shell walls and bigger carbides are the heavy-duty features that help withstand many cuts. These are the best choice for cutting cast iron and cement-lined ductile iron, along with clay pipe.

Catalog No.	Item Code	Hole Cutter Size in.	Nom. Corp. Size in.	Weight	
				lbs	kg
HDHS1438	04354	1 7/16	1 1/2"	0.4	0.2
HDHS1750	04355	1 3/4	2"	0.5	0.2
HDHS1875	04356	1 7/8	2"	0.6	0.3



PIPE TOOLS & VISES  
SINCE 1896

**PILOT DRILL**

Catalog No.	Item Code	Size	Weight	
			lbs	kg
HSPD	04561	4 3/8" x 1/4" for HDHS Series	0.1	0.05

**ADAPTERS FOR DRILLS, HOLE CUTTERS & SHELL CUTTERS**

Catalog No.	Item Code	Fits Size	Weight	
			lbs	kg
DMHSA*	08413	1 1/2" & 2" Shell & Hole Cutters	0.4	0.2
HSASC	98457	3/4" & 1" Shell Cutter Adapter	0.5	0.2
DMDA75	98461	3/4" for D688	0.4	0.2
DMDA100	98462	1" for D875 & D938	0.5	0.2
DMCA75EXT	98481	3/4" Extended	0.4	0.2
DMCA100EXT	98482	1" Extended	0.7	0.3
DMAVCEXT	98489	3/4" & 1" PVC Extended	0.6	0.3
DMAVPC	94150	3/4" & 1" PVC Shell	0.5	0.2

\*DMHSA (#08413) is included with purchase of any new 2100 Series Drilling or Combination Machine.

**CORPORATION ADAPTERS**

Catalog No.	Item Code	Fits Size	Weight	
			lbs	kg
DMCA75	08423	3/4" AWWA	2.2	1.0
DMCA100	08424	1" AWWA	2.2	1.0
DMCA150	08425	1 1/2" AWWA	1.0	0.5
DMCA200	08426	2" AWWA	1.1	0.5
DMCA110150	08431	1 1/2" Mueller® 110 Comp	1.3	0.6
DMCA110200	08432	2" Mueller® 110 Comp	1.3	0.6
DMCA150NPT	08428	1 1/2" NPT	0.8	0.4
DMCA200NPT	08429	2" NPT	0.8	0.4
DMCA125BSPT	08434	1 1/4" BSPT	2.2	1.0
DMCA150BSPT	08435	1 1/2" BSPT	0.8	0.4
DMCA200BSPT	08436	2" BSPT	0.8	0.4
DMCA100IPS	98499	1" IPS	0.8	0.4

**BORING BARS**

Catalog No.	Item Code	Description
DM1100BB	99304	Boring Bar
DM11BBEXT	99390	Extended Boring Bar for 2" Gate Valves

**SELECTION CHART**

Select the proper cutter for the proper type of pipe.

Catalog No.	Item Code	Size Inches	Type of Water Main		
			PE/PVC	Cast Iron	Cement-Lined Ductile

**D SERIES DRILL BITS**

D688	04380	11/16		X	X
D875	04381	7/8		X	X
D938	04382	15/16		X	X

**PVC/PE SHELL CUTTERS**

PL688	04385	11/16	X		
PL875	04386	7/8	X		
PL1438	04387	17/16	X		
PL1750	04392	13/4	X		

**HEAVY-DUTY CARBIDE-TIPPED HOLE CUTTERS**

HDHS1438	04354	1 7/16		X	X
HDHS1750	04355	1 3/4		X	X
HDHS1875	04356	1 7/8		X	X



DMHSA



DMCA75



DMCA200

DMCA110200

DMCA200NPT



DM2100  
in use

**WHY REED?**

Heavy-duty Drilling Machine is compact and lightweight to make up to 2" saddle taps. Reed offers many different options to meet individual customer needs.





ONLINE VIDEO  
TRAINING

### ✓ WHY REED?

Reed's machines assemble as a drilling machine or a direct tapping machine. Offers 10%+ cost savings versus the purchase of two separate machines.

## COMBINATION DRILLING/TAPPING MACHINES †

### FEATURES

- **Modular design** allows fast and simple conversion back and forth from tapping to drilling machine.
- Flip clamp feed mechanism requires little adjustment, **saving time** for the operator.
- Compact design requires less digging as radius = 32" which is less than competitive models.

Combination Drilling/Tapping Machines are easier to use, save operating time and are a better value than any other machine. The CDTM models are tapping machines with the necessary components for conversion to drilling machines. The **CDTM1100** is a TM1100 with components for converting to a DM1100. The **CDTM2100** is a TM1100 with components for converting to a DM2100. All these combination models feature Reed's flip clamp. They utilize Reed DT series drill taps, D series drill bits, heavy-duty hole cutters and PVC/PE shell cutters. Drill taps, drill bits and hole cutters must be purchased separately. NPT adapters also available.

Catalog No.	Item Code	Description	Pipe Diameter		Gross Weight*	
			in-nom.	actual O.D. mm	lbs	kg
CDTM1100	09304	3/4" - 1" Tap & Drill	4 - 48 Tap	100 - 1200	114.4	52.0
CDTM2100	09314	3/4" - 1" Tap 3/4" - 2" Drill	4 - 48 Tap	100 - 1200	116.5	53.0
CDTM2100110	09323	CDTM2100 with 110 Adapters 3/4" - 1" Tap, 3/4" - 2" Drill	4 - 48 Tap	100 - 1200	116.5	53.0

\*GROSS WEIGHT includes all components plus packaging.  
TAPS, BITS, CUTTERS AND ADAPTERS ON P. 39 - 41  
SMOOTH JAW WRENCHES ON P. 77

### CONVERSION KITS †

Catalog No.	Item Code	Converts
CDTM1CONV	09306	TM1100 to CDTM1100
CDTM2CONV	09316	TM1100 to CDTM2100
CDTM210CONV	09322	TM1100 to CDTM2100110

† Spec Booklet available #01071

## PVC/PE DRILLING MACHINES †

### FEATURES

- Drill through the pipe wall while the system is **under pressure**.
- Drill feed rate can handle PVC, C900 and PE wall thicknesses up to 1 1/8".
- Steel parts are plated or powder epoxy coated for **corrosion resistance**.
- New, **one-piece**, stainless steel boring bar assembles easier.

The PVC/PE Drilling Machine is used to cut through the pipe wall via the corporation stop inserted into the service saddle while under pressure. The **DMPVC** drilling machine consists of the base unit and corporation (corp) adapters in a carrying case. PVC/PE shell cutters are sold separately. **DMPVCBASE** drilling machine consists of the base unit in a storage tube, allowing the customer to purchase necessary corp adapters and shell cutters. **DMPVC3/4** and **DMPVC1** kits include one shell cutter, one corp adapter, DMPVCBASE and a storage tube. **DMPVC COMPLETE** ships in a plastic toolbox and includes the DMPVCBASE along with corp adapters and PVC/PE shell cutters for both 3/4" and 1" drilling projects. NPT to CC corp adapter converters, and a 7/16" socket wrench complete the set.

Catalog No.	Item Code	Size Inches	Weight	
			lbs	kg
DMPVC	04402	3/4 - 1	8.4	3.8
DMPVCBASE	04401	3/4 - 1	3.7	1.7
DMPVC COMPLETE	04404	3/4 - 1	11.0	5.0
DMPVC3/4	04418	3/4	4.0	1.8
DMPVC1	04420	1	4.0	1.8

† Spec Booklet available #01071  
PVC/PE SHELL CUTTERS ON P. 43



Distributor: Arizona Tools Company, KOLKATA (WB) INDIA

Cell: +91 9830030618, 9038081456 Email: info@aztc.in

**ACCESSORIES**

**PVC/PE SHELL CUTTERS**

**FEATURES**

- Tool steel is heat-treated for optimum toughness and wear resistance.
- Flute design offers easy cutting and **constant coupon retention**.

PVC/PE Shell Cutters are for use with Reed's DM1100, DM2100 and DMPVC series drilling machines plus the Feed Tap™ machines. They cut through the PVC or PE pipe wall via the corporation stop and the service saddle. Now made from tool steel and heat-treated to maintain sharper cutting edges and longer life of the shell cutter. They are capable of cutting PVC and up to 1 1/8" wall thickness on C900 PVC water pipe or high density PE (HDPE) pipe. **PL688** and **PL875** also fit Mueller PL-2® machines.

Catalog No.	Item Code	Shell Size in.	Nom. Corp. Size in.	Weight	
				lbs	kg
PL688	04385	1 1/16	3/4"	0.2	0.1
PL875	04386	7/8	1"	0.2	0.1
PL1438*	04387	1 1/16	1 1/2"	0.5	0.2
PL1750*	04392	1 3/4	2"	0.7	0.3

\*Used only with **DRILLING MACHINES ON P. 40** or **FEED TAP™ ON P. 38**

**CORPORATION ADAPTERS**

Catalog No.	Item Code	Fits Size	Weight	
			lbs	kg
FTPLAA	04423	Arbor Assembly (adapter) used with 1 1/2" & 2" PVC/PE Shell Cutters, PL1438 & PL1750.	0.35	0.16
DMCA75PVC	04426	3/4" AWWA	1.5	0.7
DMCA100PVC	04427	1" AWWA	1.1	0.5
DM75CONV	98472	3/4" NPT - AWWA Converter	0.4	0.2
DM100CONV	98473	1" NPT - AWWA Converter	0.6	0.3

**POWER UNITS FOR TAPPING/DRILLING**

**FEATURES**

- Add power to your drilling and tapping and eliminate the labor of hand-cranking.

Power units fit the DM1100, DM2100, TM1100, CDTM1100 and CDTM2100 machines including all variations. Economical **601PDTAP** power tapping/drilling machine is a portable electric machine which is lightweight and a good value. Its plated metal bar reinforces the plastic handle to protect the housing from excess torque. **601PDTAP** can be used on any tap machine with a 1 3/16" square end boring bar. The **700PDTMPDA** (electric) or **700APDTMPDA** (pneumatic) power tapping/drilling machines are heavy-duty workhorses designed for constant, everyday use. Units consist of the selected power drive and a TMPDA adapter which fits a 1 3/16" square end boring bar that is common on the tapping or drilling machine while the power drive adapter turns the boring bar.

Catalog No.	Item Code	Description	Weight	
			lbs	kg
601PDTAP	05246	601PD Tap/Drill with Adapter*	17	7.7
700APDTMPDA	05266	700APD (pneumatic) and TMPDA Adapter	50	22.7
700PDTMPDA	05276	700PD and TMPDA Adapter	34	15.5

\* 601PDTAP adapter **NOT** sold separately.

**ACCESSORIES**

Catalog No.	Item Code	Description	Weight	
			lbs	kg
PDGFI	05277	Ground Fault Interrupter	0.7	0.3
TMPDA	08430	1 3/16" Power Drive Adapter Only for 700PD/700APD	4.0	1.8

**GROUND FAULT INTERRUPTER ON P. 52**  
**POWER DRIVES ON P. 54 - 55**



PL688



PL1438

**✓ WHY REED?**

These shell cutters easily bore through even the heaviest wall PVC/PE pipe and retain the coupon and most cuttings.



601PDTAP

700PDTMPDA

Plated Metal Bar



TMPDA



601PDTAP with TM1100



700PDTMPDA with DM1100



## PE WATER SERVICE SHUT-OFF TOOL

### FEATURES

- "One size fits all" emergency shut-off tool **squeezes shut** PE water lines.
- Shut-off tool is zinc-plated for corrosion resistance.

PE Water Service Shut-Off Tool is designed for emergency shut-off of PE water services. Front end of shut-off tool features a snap hinge device that can be taken apart quickly to allow work in confined areas. Knurled grip catches and holds the pipe. Open end has latch to hold tool closed until the line repair is made.

Catalog No.	Item Code	Pipe Capacity		Length		Weight	
		in-nom.	actual O.D. mm	in	mm	lbs	kg
PES01	04300	3/4 - 1	19 - 25	18	457	2.7	1.2



## STANDING SHUT-OFF TOOL

### FEATURES

- **Stop the flow** of water in 3/4" to 1" PE plastic tubes.
- Long, **30-inch handles** allow both clamping leverage and reach into pits.

Reed's Standing Shut-Off Tool compresses 3/4" to 1" PE plastic tubes to stop the flow of water. The shut-off tool uses 30" handles to develop a clamping force in a manner similar to a pair of bolt cutters. The long handles make for easy shut-off from above the ditch with a chain (not included\*) to hold the tool closed. Not intended for gas service lines.

Catalog No.	Item Code	Pipe Capacity		Length		Weight	
		in-nom.	actual O.D. mm	in	mm	lbs	kg
SS01C	04281	3/4 - 1	19 - 25	43.5	1105	17.7	8.0

\*9 3/4" Chain #99055 may be ordered separately.  
PE SQUEEZE-OFF TOOLS ON P. 34 - 35



## COPPER SHUT-OFF TOOLS

### FEATURES

- Work best on copper service lines, which are softer copper than inside, residential lines.
- **No loose parts** to get lost.
- Handle can be positioned in two different spots for **leverage options**.
- Handle and screw of both are zinc plated for corrosion protection.
- CS02 aluminum castings are hard anodized for long service life.

Copper Shut-Off Tools are designed to shut-off and reshape 3/4" through 2" Type K copper tubing. The tool swings open to go around the pipe. Fine threads on the screw provide smooth, easy tightening. Sliding bar handle is used to increase leverage for turning and to permit work in tight places. The handle can be positioned in two different spots, depending on where there is clearance. The bottom open area of the shut-off tool is used to reround the tubing to allow 80-90% return of flow. All parts are corrosion protected for long service life. Grease fittings for lubrication yield long tool life and easy operation.

Catalog No.	Item Code	Tube Capacity		Weight	
		in	mm	lbs	kg
CS01	08200	3/4 - 1	19 - 25	7.9	3.6
CS02	08202	1 1/4 - 2	32 - 51	13.0	5.9





## FLARE TOOLS

### FEATURES

- Quality flaring tools for use on Type K soft copper tubing.

Hardened and tempered steel flare tools make 45° flares on Type K soft copper water service tubing. Flare tools have larger pilots and finger grip areas for safety. Use with HAM3 brass hammer for safety.

### FLARE TOOLS

Catalog No.	Item Code	Copper Tube Size	Weight	
			lbs	kg
HF3/4*	06071	3/4"	1.0	0.5
HF1	06072	1"	1.5	0.7
HF1 1/2	06077	1 1/2"	3.2	1.5
HF2	06078	2"	4.9	2.2

\*AWWA Approved for Tapping Contest.


### PRESSURE-RELIEVING HAMMER FLARES

With precision channels drilled from the tool's end to its side, they allow flaring even when water is in the service line. Use only on Type K soft copper water service tubing, with brass hammers for safety.

Catalog No.	Item Code	Copper Tube Size	Length		Weight	
			in	mm	lbs	kg
PRHF3/4	06073	3/4"	7.5	191	2.0	0.9
PRHF1	06074	1"	7.5	191	2.3	1.0

### ✓ WHY REED?

Safety first! Reed always recommends brass hammers with Flare Tools, Pressure Relieving Hammer Flares and Rerounding Tools.



## REROUNDING TOOLS

### FEATURES

- Compression fittings rely on round copper tubing and these tools help restore a round shape to the tubing.

Catalog No.	Item Code	Copper Tube Size	Length		Weight	
			in	mm	lbs	kg
RR 3/4	06081	3/4"	6	152	0.7	0.3
RR1	06082	1"	6.5	165	1.3	0.6
RR1 1/2	06084	1 1/2"	8	203	2.8	1.3
RR2	06085	2"	9	229	5.4	2.5



## BRASS HAMMER

Soft-faced brass hammer is designed for the safe use of Flare Tools and Rerounding Tools as the brass head absorbs some of the striking shock. It pairs well with flaring tools used on Type K soft copper tubing.

Catalog No.	Item Code	Length		Weight	
		in	mm	lbs	kg
HAM3*	06088	14.5	368.3	2.8	1.3

\*AWWA Approved for Tapping Contest.



## ROUND IT® STRAIGHTENER/REROUNDERS

### FEATURES

- Take the trouble out of handling copper rolls by using Reed Round It® tools for straightening and rerounding.
- Provides the needed leverage to guide tube into position for fit-ups.
- Tools will quickly pay for themselves in material, labor and time savings.


Time-and-material saving CSR2 Round It® Straightener/Rerounder handles 1 1/2" and 2" K annealed copper. Grips the end of a coil so uncoiling is easy; rerounds oval tubing anywhere along its length so a cutter will track or the fitting will seal properly. Provides safe grip when flaring, and guides copper into alignment for easier fit-ups. RCR3/4 and RCR1 tools are especially useful when tubing is wet for a solid grip when straightening and fitting up. RCR341 offers all the same features as both RCR1 and RCR3/4 and includes jaws for either size tubing. The long-handled RCR rerounders are beneficial when extra leverage is needed.

Catalog No.	Item Code	Nominal Capacity	Length		Weight	
			in	mm	lbs	kg
CSR2	08220	1 1/2" & 2"	38	965	22.0	10.0
RCR3/4	08226	3/4"	18	457	4.5	2.0
RCR1	08227	1"	18	457	4.5	2.0
RCR341	08228	3/4" & 1"	18	457	5.5	2.5



XTRA VALUE

# TAKE A LOOK... WRENCHES DESIGNED FOR WATER SERVICE P. 72-77



## FIBERGLASS PROBE ROD

### FEATURES

- Safely locate pipe or utility lines.

Reed Fiberglass Probe Rods are certified non-conductive. The four foot soil probe has a metal tip and offers comparable strength and durability to other fiberglass probe rods in the industry.

Catalog No.	Item Code	Description	Weight	
			lbs	kg
FSPR4	02960	Fiberglass Soil Probe Rod 4 ft.	0.7	0.3

## METER PIT PUMP

### FEATURES

- **Rugged**, yet light-weight PVC construction.
- Quickly **removes standing water** in meter pits.

Reed offers a handy solution for flooded meter pits. Quickly pull water out of pits making them more serviceable, visible and safer. Includes a six foot hose that simply screws into the meter pit pump. This handy pump should be standard equipment on every service truck. And, meter pit pump may be used on a fire hydrant to drain the water for repair work.

Catalog No.	Item Code	Description	Capacity ounces/stroke	Weight	
				lbs	kg
MP175-6	02327	1 3/4" x 36" Manual Pump with 6 ft. Hose	35	2.0	0.9

### REPLACEMENT HOSE

Catalog No.	Item Code	Description	Weight	
			lbs	kg
HOSE175-6	42326	1 3/4" x 6 ft. (1829 mm) Replacement Hose	0.8	0.4

## MANHOLE HOOKS

### FEATURES

- Open manhole covers with ease choosing from three different hook lengths.
- Handle to head hooks are offered in same plane or 90-degree rotation plane.

Manhole hooks are forged of 5/8" hex high carbon steel. Handle fits large hand. **MH30** has rotated handle and rocker head to more easily enter notch in stubborn covers. Points are 1/2" wide for cover openings. Reed manhole hooks are powder painted for corrosion protection.

Catalog No.	Item Code	Handle to Hook Relationship	Length		Weight	
			in	mm	lbs	kg
MH26	02301	Same plane	26	650	3.3	1.5
MH30	02302	Hook 90° to handle*	30	760	4.0	1.8
MH36	02303	Same plane	36	900	4.3	2.0

\*EXCLUSIVE FEATURE



**✓ WHY REED?**  
Heavy-duty construction  
and made in USA quality.





## DRILL-POWERED HYDROSTATIC TEST PUMP

### FEATURES

- Powered by a 1/2" electric or cordless 18V drill (not included).
- Lightweight since the power source is separate.
- No drop cord needed when used with a cordless drill.


Use of a cordless drill for power keeps weight off this hydrostatic test pump, making it lightweight and portable. Included high pressure hose allows for filling the system and features quick disconnect. This 15 foot hose allows the pump to be set in a convenient location instead of being held next to the worksite. **DPHTP500** uses a 1/2" chuck on an electric or cordless drill 18V or higher, capable of 1500 RPM (drill not included). These pumps are designed for pressure testing both residential and commercial water systems.

Catalog No.	Item Code	Power Source	Capacity				Weight	
			gal/min	l/min	psi	bar	lbs	kg
DPHTP500	08177	Drill-powered	1.3	4.5	500	34	8.5	3.9

### REPLACEMENT HOSE

Catalog No.	Item Code	Description
EHTPOUHOSE	08172	15 ft. (4.6 m) High Pressure Output Hose

ONLINE VIDEO TRAINING



## ELECTRIC HYDROSTATIC TEST PUMPS

### FEATURES

- Smooth running, quiet 3/4 HP motor available in 110V or 220V.
- Includes a 15 foot (4.6 m) EHTPOUHOSE high pressure hose for filling the system.
- EHTP500C and EHTP500CE include protective cage.

Electric Hydrostatic Test Pumps are designed for pressure testing water systems such as water meters, plumbing lines, pressure vessels, solar systems and sprinkler systems, in both residential and commercial buildings. The output pressure is easily adjusted by turning a knob and watching the attached gauge. A built-in bypass allows for automatic water recirculation once the set pressure is reached. The hose-to-pump connection features a quick disconnect with built-in check valve, which allows for convenient setup and portability. Durable pump has stainless steel piston and brass cylinder for long pump life. Replacement seal kits available to sustain pump efficiency.

Catalog No.	Item Code	Power Source	Capacity				Weight	
			gal/min	l/min	psi	bar	lbs	kg
EHTP500	08170	110V, single phase 50/60 Hz	2	7	500	34	37.5	17.0
EHTP500E	08171	220V, single phase 50/60 Hz	2	7	500	34	37.5	17.0
EHTP500C	08175	110V, single phase 50/60 Hz	2	7	500	34	48.0	21.8
EHTP500CE	08176	220V, single phase 50/60 Hz	2	7	500	34	48.0	21.8

### REPLACEMENT HOSE

Catalog No.	Item Code	Description
EHTPOUHOSE	08172	15 ft. (4.6 m) High Pressure Output Hose

Electric models reach pressure faster and save labor costs.



## HYDROSTATIC TEST PUMPS

### FEATURES

- Economical yet reliable.
- Consider manual pumps for infrequent use.

Reed's **HTP300** and **HTP1000** are designed to test water meters, plumbing lines, pressure vessels, solar systems and sprinkler systems, in both residential and commercial buildings. The units are portable and can be used to test modest irrigation lines. Pump operation requires the user to first fill the system that needs to be tested. Next, the user raises the system pressure by actuating the pump handle. Finally, the user closes the pump's ball valve at the desired pressure. The user determines leakage based on dropping pressure as indicated by the pump's pressure gauge. The pump has a relief valve that reduces the likelihood of over-pressuring the system. Hoses are sold separately.

Catalog No.	Item Code	Capacity	Weight	
			lbs	kg
HTP300	08150	300 psi	8.6	3.9
HTP1000	08160	1000 psi	8.6	3.9


### HOSES

Catalog No.	Item Code	Description
HTPINHOSE	08153	10 ft. Input Hose
HTPOUHOSE	08154	10 ft. Output Hose



Distributor: Arizona Tools Company, KOLKATA (WB) INDIA

Cell: +91 9830030618, 9038081456 Email: info@aztc.in



## VALVE & CURB KEYS

### FEATURES

- **Compact size** fits in crowded utility trucks, behind pickup seats or in car trunks.
- A Reed VK2 or VK3 saves the space, expense and handling of 1 or 2 other single purpose keys.
- **Wide choice** of attachable tools allows users to customize to their systems.
- As a **safety feature**, Reed valve keys bend before they break.

Reed Valve and Curb Keys are built for strength and durability. All of Reed's key assemblies will support a maximum torque of 200 foot-pounds. Upper shafts are made from heavy-gauge, mechanical steel tubing plus curb key ends are machined from solid steel for strength. As a safety feature, keys bend before breaking to indicate overload. Made in USA, Reed valve and curb keys also feature strong welds at critical points.

Valve and curb keys have a telescoping design. When telescoped in, they are under 4 feet long and fit easily in small utility trucks, behind pickup seats, and in car trunks. When telescoped out, lengths of 5 feet to 7 feet are possible. Add **VKEXT** or **VKEXT3** extension bars to further extend the keys to maximum lengths of 10 to 12 feet.


**VK6KIT** is great for water and sewer utility companies to have on service trucks for emergencies because it contains a variety of keys in one organized set. **VKP** and **VKP10** feature a pivot head used for leaning or unparallel valves which can occur over time as lines settle.

For greater control and versatility, a variety of tools fit the end of these T handles to turn curb stops. Optional clip-on tools turn small valve wheels and curb box rods. Valve keys may be used manually or with Reed's 700PD power drive and clutch for electric or pneumatic power. With this wide variety, operators choose valve keys according to the needs of their systems.

### ✓ WHY REED?

When it comes to turning gate valves in the street and curb stop valves to buildings, Reed's selection of Valve Keys is the most complete, rugged and compact around.

### VALVE KEY HEADS



NOTE: Key ends fit regular Valve & Curb Keys only.

Catalog No.	Item Code	Description	Closed Length		Weight**	
			in	mm	lbs	kg
VKA	02340	Adjustable Valve Key for Mains	45.5	1156	14.4	6.5
★ VKP	02341	Pivoting Valve Key for 2" Operating Nut, Adjustable Length	46.5	1181	16.0	7.3
★ VKP10	02345	Pivoting Valve Key with 3-foot Extension for 2" Operating Nut, Adjustable Length	46.5	1181	21.0	9.5
VK2CK1	02346	Main Valve Key + 1" Curb Key	45.5	1156	14.4	6.5
VK2CK2	02347	Main Valve Key + 2" Curb Key	45.5	1156	14.5	6.6
VK3CK1WHL	02353	Main Valve Key + 1" Curb Key + valve wheel 2 prong tool	45.5	1156	15.3	7.0
VK3CK1ROD	02356	Main Valve Key + 1" Curb Key + 3/8" slotted tool for curb box rods	45.5	1156	18.7	8.5
VK3CK1CK2	02357	Main Valve Key + 1" Curb Key + 2" Curb Key	45.5	1156	18.4	8.4
VK3CK1EXT	02358	Main Valve Key + 1" Curb Key + Extension shaft for additional 6' reach	45.5	1156	25.7	11.7
★ VK3CK1EXT3	02366	Main Valve Key + 1" Curb Key + 3' Extension Shaft	45.0	1143	19.4	8.8
VK6KIT	02368	Kit contains parts to make all VK2 and VK3 variations, using the VK3 upper shaft. VK6KIT contains 32340 (8) and (1) each 92339, 92347, 92342, 92346, 92345, 92349, 92358, 92360*	45.5	1156	42.5	19.3
★ VKP3CK1CK2	02369	Pivoting Valve Key + 1" Curb Key + 2" Curb Key	46.5	1181	20.1	9.1
★ VKPLS	92344	Lower Shaft with Pivot Key Head	-	-	5.8	2.6
★ VKEXT	92358	Valve Key Extension, 6 ft. extra reach	72.0	1829	11.3	5.1

### ★ NEW

\*Refer to **MATRIX ON P. 49** for item descriptions.

\*\*12 or more pieces, in any combination, may require truck freight. 🚛

## RATCHETING VALVE KEYS


### FEATURES

- Ratchet handle operation reduces back strain and operator fatigue compared with using traditional valve keys.
- Closed size of under 4 foot long means they fit in crowded utility trucks, behind pickup seats or in car trunks.

Ratcheting Valve Keys are great for water utilities. Back-saving ratchet handle allows work in one's comfort zone. Under 4 feet long when telescoped in, Reed valve keys fit well in today's smaller utility trucks, behind pickup seats or in car trunks.

Catalog No.	Item Code	Description	Closed Length		Weight	
			in	mm	lbs	kg
VKRC1	02349	Main Valve Key + 1" Curb Key & Ratchet Handle	45.5	1156	20.1	9.1
VKREXT	02350	Main Valve Key + Ext & Ratchet Handle	45.5	1156	26.2	11.9

NOTE: Valve & Curb Keys (top of page) do not fit the ratcheting handle. However, some VALVE & CURB KEY ADD-ONS FROM MATRIX ON P. 49 do fit. The ones that fit Ratcheting Valve Keys are marked with a red asterisk (\*) in the top line of the Matrix.



Distributor: Arizona Tools Company, KOLKATA (WB) INDIA

Cell: +91 9830030618, 9038081456 Email: info@aztc.in





PIPE TOOLS & VISES  
SINCE 1896

## VALVE OPERATORS

### FEATURES

- **Power alternative** to hand turning valves.
- Individuals working alone can **isolate a leak** by shutting multiple valves easily with this time-saving tool.
- Truck does not need to be in close proximity to valve since the tool is portable.
- **Inexpensive** when compared to other valve exercising methods.

A Valve Operator provides power to make valve turns easy. This portable and economical tool is great for preventive maintenance in valve exercising. Individuals working alone can isolate a leak by shutting multiple valves with this time-saving tool. Electric or pneumatic power drive models are offered. Also choose from a basic clutch or a job-simplifying, digital counter clutch. Both apply up to 150 ft-lbs of torque and disengage when torque exceeds preset value. Either clutch accepts 1" square shafts. The included valve key extends from 4 to 9 feet and recommended operation is at chest height for best leverage.

Catalog No.	Item Code	Description	Gross Weight*	
			lbs	kg
VOKCLUTCH	05281	Spring-Loaded Valve Key Clutch	8.9	4.0
VOK700PD	05288	Kit includes 700PD power drive, VOKCLUTCH, 2" valve key (#92339) and valve key extension (#92358)	63.8	29.0
VOK700APD	05289	Kit includes 700APD power drive, VOKCLUTCH, 2" valve key (#92339) and valve key extension (#92358)	79.3	36.0
★ <b>VOKCC</b>	05284	Spring-Loaded Valve Key Clutch with Digital Counter	10.5	4.8
★ <b>VOK700PDCC</b>	05285	Kit includes 700PD power drive, VOKCC, 2" valve key, and valve key extension	65.4	29.7
★ <b>VOK700APDCC</b>	05286	Kit includes 700APD pneumatic power drive, VOKCC clutch, 2" valve key, and valve key extension	80.0	36.4

★ **NEW** \*GROSS WEIGHT includes all components plus packaging.  
KEY CHOICES ON P. 48 fit the Valve Operator. The selected key plus #92341 handle and #32340 pins are generally required.

Power alternative to hand turning valves!

VOKCLUTCH

VOK700PD

NEW Valve Operators on P. 6a.



VOK700PD in use

## VALVE & CURB KEYS MATRIX

Catalog No.	Item Code	32340 PIN	92337 VKR LOWER	92339 LOWER	92340 43 25" UPPER	92342 43 25" UPPER	92343 VKR UPPER	92346 HDL9/16K	92347 HDL3/4K	92341 HDL	92344 VALVE PIVOT	92345 HDL RODKY	92356 VK RATCHET	92349 VKF WRENCH	92358 EXT - 6'	92351 EXT3 - 3'	Closed Length		Open Length*		Weight		
																	in	mm	in	mm	lbs	kg	
VKA	02340	X	X	X						X								45.0	1143	81	2057	14.4	6.5
VKP	02341	X			X					X	X							46.5	1181	82	2083	16.0	7.2
VKP10	02345	X			X					X	X					X		46.5	1181	118	118	21.0	9.5
VK2CK1	02346	X	X	X				X										45.0	1143	81	2057	14.4	6.5
VK2CK2	02347	X	X	X				X										45.0	1143	81	2057	14.5	6.6
VKRCK1	02349	X	X				X	X					X	X				45.0	1143	81	2057	20.1	9.1
VKREXT	02350	X	X				X						X					45.0	1143	81	2057	26.2	11.9
VK3CK1WHL	02353	X	X	X	X		X						X					45.0	1143	81	2057	15.3	7.0
VK3CK1ROD	02356	X	X	X	X	X						X						45.0	1143	81	2057	18.7	8.5
VK3CK1CK2	02357	X	X	X	X	X	X											45.0	1143	81	2057	18.4	8.4
VK3CK1EXT	02358	X	X	X	X	X								X				45.0	1143	151.6	3850	25.7	11.7
VK3CK1EXT3	02366	X	X	X	X	X								X	X			45.0	1143	117.8	2991	19.4	8.8
VK6KIT	02368	X	X	X	X	X	X			X			X	X	X			45.0	1143	151.6	3850	42.5	19.3
VKP3CK1CK2	02369	X			X	X	X	X		X								46.5	1181	82	2083	20.1	9.1

\*Open Length represents the key as sold, without any extra pieces.



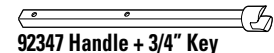
92356 VKR Ratchet



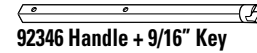
92349 VKF Wrench



92343 VKR Upper Shaft



92347 Handle + 3/4" Key



92346 Handle + 9/16" Key

92341 Handle

92342 Upper Shaft/92522 Upper Shaft

92340 Upper Shaft/92520 Upper Shaft

92339 Lower Shaft + 2" Key

92345 Handle + Rod Key (one piece, expand with #92358)

92358 Extension Shafts

92337 VKR Lower Shaft

92351 3' Extension Shaft (EXT3)

92344 Valve Pivot Key

## METER BOX & CURB BOX LID KEYS

### FEATURES

- Reed's broad line saves searches for the right key.
- Tough, **rust-resistant** materials give long life.

Reed Meter Box and Curb Box Lid Keys open many styles of meter pit lids and curb box lids. Reed pentagon meter key capacities include standard waterworks pentagon bolts and plugs, as well as the large pentagon bolts made by both Mueller® and Ford®. Careful design and production ensure the Reed pentagon and skeleton keys fit many brands of lids and bolts. Reed meter box and curb box lid keys all have a turn and lift feature, allowing tool users to open a lid, lock onto it, and lift the lid off with a single motion. All Reed meter box and curb box lid keys are made of strong, plated ductile iron to inhibit rust.

Catalog No.	Item Code	Description	Length		Weight	
			in	mm	lbs	kg
MKF2	02364	Ford® Lg. & Std. Pentagons	5.5	140	0.9	0.4
MKF324	02367	24" T w/ Std., Slotted Pentagon	24.5	622	2.4	1.1
MKDT	02375	Ductile T Skeleton	7.0	178	0.8	0.4
MKH10820	02380	Mueller® 2 Lg. & 4 Std. Pentagons	5.0	127	1.2	0.5

MKH10820

MKF2

MKDT

MKF324

